


CLHI5BS-PS (6 Lamp) T5 High-Bay Fixture

Ideal for both high and mid-bay applications, the CLHI5BS is engineered to utilize six 54w T5HO lamps and a high-reflectance Miro IV specular reflector.


Housing built from durable 18 gauge post-painted steel. A clear Lexan acrylic slide-in lens or post-painted wireguard protects the lamps and reflector and simplifies cleaning and lamp maintenance. On the top of the housing, a quick access plate permits ease of installation.

Designed for surface or chain-mounting applications.

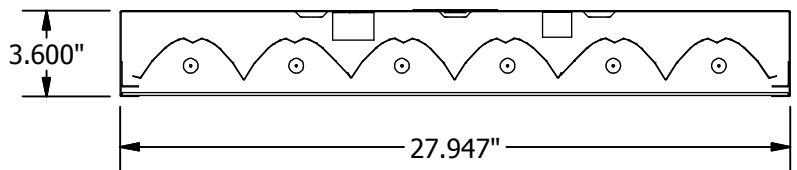


CLHI5BS-PS (6 Lamp)

All fixtures CSA approved.




BOTTOM VIEW



END VIEW

Multiple Switching Wiring Diagram



Ordering Logic (Choose from available options)

CLHI5BS	PS	M	6				
MODEL	FINISH	REFLECTOR MATERIAL	NO. LAMPS / FIXTURE	LIGHT DISTRIBUTION	MULTIPLE SWITCHING	BALLAST TYPE	VOLTAGE
<input checked="" type="checkbox"/> CLHI5BS	<input type="checkbox"/> PS - POWDER SMOOTH	<input checked="" type="checkbox"/> M - MIRO IV	<input checked="" type="checkbox"/> 6 - 6 LAMPS	<input type="checkbox"/> N - NARROW <input type="checkbox"/> M - MEDIUM <input type="checkbox"/> W - WIDE	<input type="checkbox"/> A <input type="checkbox"/> B <input type="checkbox"/> C	<input type="checkbox"/> EL - ELECTRONIC Program Start <input type="checkbox"/> XX - SPECIFY BALLAST	<input type="checkbox"/> 1 - 120 VOLT <input type="checkbox"/> 2 - 277 VOLT <input type="checkbox"/> 3 - 347 VOLT