

CUSTOM LIGHTING LTD.

M A N U F A C T U R I N G • D E S I G N • T E C H N O L O G Y

CL-GYM (6 Lamp) T5HO or T8 Fixture

Ideal for high to low-bay applications, the CL-GYM is engineered for either six 54w T5HO lamps or six 32w T8 lamps and a high-reflectance Miro IV specular reflector to maximize energy savings.

Durable galvanized or post-painted steel housing with strategically located venting maintains efficient lamp operation and optimizes heat dissipation from the ballast cavity. On the top of the housing, a quick access plate permits ease of installation.


Designed for use in gymnasiums, arenas, locker rooms and workshops. The hinged clear lexan lens or powder-coated steel wire guard provides lamp protection with easy access to the housing for maintenance.

Mounting options include surface, pendant, chain, beam, or aircraft cable.

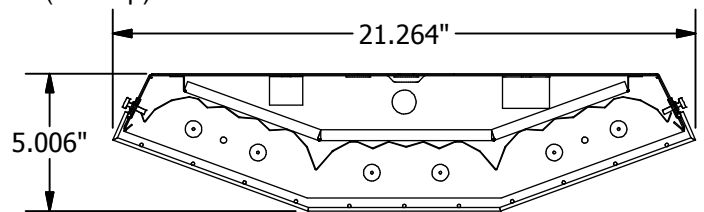


CL-GYM (6 Lamp)

All fixtures CSA approved.




BOTTOM VIEW

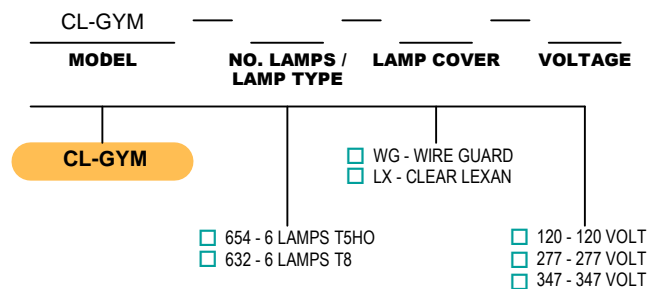


END VIEW

Multiple Switching Wiring Diagram



Ordering Logic (Choose from available options)



Options

Multiple Switching (see above)

- A (No Switching)
- B (Standard)
- C

Pendant Mounting

- Include Mounting Kit

Housing Finish

- Galvanized (Standard)
- Powder-Coated White

